

CAT 6 UTP KEYSTONE JACKS

P/N: JKG06-UC6

DESCRIPTION

- As part of LINKBASIC Cat6 UTP solution, Cat6 UTP Keystone jacks' performance exceeds all requirements for Cat6 components, including NEXT, FEXT, attenuation, and return loss; guarantees 350MHZ broadband transmission, long-term reliability and stability; suitable for connection between workspace and Equipment room.

FEATURES

- Exquisite and compact appearance.
- Unique design of balance circuit board and line pair decrease cross talk and increase allowance.
- Whole zinc-alloy shielding coat comply with Industry code of conduct.
- Available in both T568A/B wiring. Wire map are printed clearly on jacks.
- 350MHZ available bandwidth provides more allowance than Cat6A.
- Beyond comparison 4.8 GB/s transmission rate, the highest in industry
- Backward compatibility for Cat6, cat5E and Cat5
- Unique design of IDC terminating Unique design of IDC terminating protective cap make wiring-free conveniently, complying with human engineering.
- One-wire type IDC terminating interface with swiftly separating wire pair make installation easy and suitable for various installation circumstances.
- High-strength PC material for terminating housing ensure more than 250times terminating.
- Clearly coding T568A/B coding prevents mistaken terminating.
- Latch design on transparent terminating protective cap can prevent cable from over bending or falling off after termination, and prevent contact point from damage.

APPLICATION

- Communication outlet
- Multi-user communication outlet
- Concentration point
- Jack-style patch panel

SPECIFICATION

- Suitable for 23AWG cable
- IDC terminating interface
- Durability: 1500 times plugging
250 times terminating

PHYSICAL CHARACTERISTICS

- IDC interface
- IDC clip: phosphor bronze.
- Module style jack socket
- Contact: phosphor bronze with 50μ" gold plating

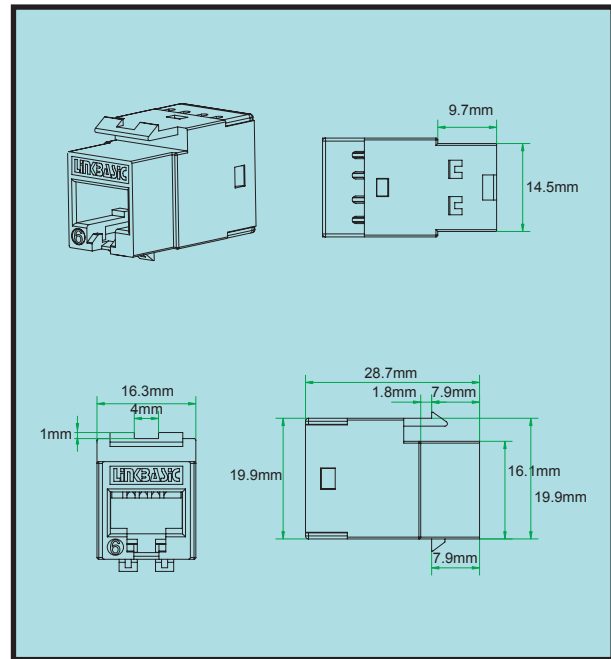


CAT 6 UTP KEYSTONE JACKS (180 degree)


ELECTRICAL CHARACTERISTICS

Dielectric strength	1,000V RMS 60Hz/1min
Rated current	Maximum 1.5A
Insulation resistance(minimum)	500megohm
Contact resistance(maximum)	100milliohm

PRODUCT FIGURE



PRODUCT FIGURE




TRANSMISSION PERFORMANCE

Frequency (MHz)	Insertion loss (Db)	Next (Db)	PSNext (Db)	RL (Db)
1	0.06	84.3	83.4	52.1
4	0.06	79.8	74.5	53.3
8	0.06	77.1	69.1	55.0
10	0.07	76.1	67.3	55.7
16	0.07	71.7	62.5	57.2
20	0.08	71.6	61.4	59.1
25	0.08	68.8	59.3	58.9
31.25	0.09	67.4	57.9	56.3
62.5	0.10	61.2	52.3	41.8
100	0.10	57.4	48.4	32.7
200	0.10	52.2	41.9	20.9
250	0.16	47.6	39.8	17.1


INSTALLATION INSTRUCTIONS




view the color on the module to determine proper location of the conductors based upon preferred wiring scheme.




cut the rip cord outside



insert each wire into the appropriate channel according to the color code on the module



use the particular linkbasic impact tool to make the cap and jack fits well



Cut the unnecessary wire



keystone jacks after installation.

ORDER INFORMATION

Part number	Description	standard color	Inner box	Carton	Carton measurement	Carton weight
JKG06-UC6	Cat6 unshielded keystone jacks (180 degree)	Black	25PCS	250PCS	L 53.5cm×W 31.3cm×H 23.4cm	3.40KG